

MW117

UNIVERSAL 6-12 WATT SERIES



MW117 UNIVERSAL 6-12 WATT SERIES

- 100-240 VAC Universal Input
- Desktop Style or Wallplug Style
- Single Output to 12W
- Regulated Output With Low Ripple
- Meets Safety Agency Requirements
- Complies With EMI/RFI Regulations
- CE Compliant
- Impact Resistant Polycarbonate Enclosure
- Private Label Marking Available
- 1 Year Warranty
- Modified and Custom Designs
Also Available

MW117

Ault Part No.	Voltage DC	Max Amps	Max Watts
MW117KA0303_01	3.3V	2.00	6.6
MW117KA0503_01	5V	2.00	10.0
MW117RA0703_01	7V	1.43	10.0
MW117KA0903_01	9V	1.10	10.0
MW117KA1203_01	12V	0.85	10.2
MW117KA1503_01	15V	0.70	10.5
MW117KA1803_01	18V	0.60	10.8
MW117KA2403_01	24V	0.45	10.8

Ault Part No. Key

Product Family Name	Manufacturing Location (volume dependent)	Design Revision Changes	Voltage DC	Connector	Input Configuration/ Model Type (see pg. 2)	Standard (no modifications, special artwork or special packaging)
MW117 K	A	05	03	—	01	



AULT INCORPORATED

7105 Northland Terrace | Minneapolis, Minnesota 55428 | USATEL (1) 763-592-1900

FAX (1) 763-592-1911 | E-MAIL info@aultinc.com | WEB www.aultinc.com

© Copyright 2003 Ault Inc.

MW117

UNIVERSAL 6-12 WATT SERIES

Input

Voltage	100-240 VAC -10%, +10%
Line Frequency	47-63 Hz
Current	0.35A max. at 90 VAC input
Protection	Internal primary current fuse, Inrush limiting
Configuration	Inlet Type : IEC320-C14, C8 Plug Type : NA, EURO, UK, SAA







Output

Combined Line and Load Voltage Regulation	±1% excluding cord
Ripple	1% V p-p max for output current of >0.175A
Transient Response	0.5 msec. for 50% load change typical
Holdup Time	18 msec min. @ 120 VAC,
Protection	Foldback overcurrent protection. Short circuit protection
Cord and Connector	6 ft, 2 conductor, 18 AWG, Ault #3 connector. Other connectors are also available.

Safety Approvals

Agency Listings	Designed to meet: CULus2601, TUV/IE601-1, Australia, Japan
-----------------	------------------------------------------------------------

Input Configuration

					
IEC320 w/ground C14 (F)	Shaver C8 (N)	N. America/ Japan (B)	Europe (M)	United Kingdom (G)	Australian (E)

Specify the Input Configuration Code in your order.

Electrical

Topology	Switching-fixed frequency flyback
Dielectric Withstand	4000 VAC, 5656 VDC primary-secondary 1500 VAC, 2121 VDC primary-ground 500 VAC, 707 VDC secondary-ground
Spacing	8mm primary-secondary
Efficiency	Min 70%
EMI	Complies with EMC Directives
CE	CE Compliant
MTBF	100,000 Calculated Hours

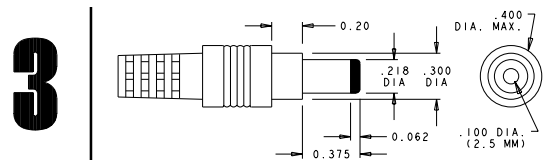
Environmental

Operating Temperature	0° to 40°C with no derating
Storage Temperature	-30° to +85°C
Relative Humidity	5% to 95% non-condensing
Altitude	0-10,000 feet
Cooling	Convectional-non vented case

Mechanical

Case and Dimensions	3.33L x 1.83W x 1.25H (in) 85.0L x 47.0W x 32.0H (mm)
Case Material	Black 94V0 polycarbonate
Weight	5.50 ounces, 155 grams

Connector



Pinout Code	Center contact: positive
Description	Switchcraft 760 plug or equivalent
Suggested Mating	Switchcraft 712A jack or equivalent
Other Connectors are available by special order	



AULT INCORPORATED
 7105 Northland Terrace | Minneapolis, Minnesota 55428 | USATEL (1) 763-592-1900
 FAX (1) 763-592-1911 | E-MAIL info@aultinc.com | WEB www.aultinc.com
 © Copyright 2003 Ault Inc.